

## ACCESSORIES

HF SUPPORT Z BAR 10' LONG  
\$ EACH

UNIV. EXPANDED CLOSURE 1"  
20' ROLL \$ EACH

BUTYL SEALER TAPE 45'  
\$ PER ROLL

FASTENERS PER THOUSAND  
#10 x 1" ACQ PANHEAD  
QUAD DRIVE. . . . . \$  
#10 x 1" PANHEAD  
SELF DRILLER. . . . . \$  
#14 x 7/8" STITCH GAL. . . . . \$  
#14 x 7/8" STITCH COL. . . . . \$

LENGTH 4'2" - 40'

**OIL-CANNING IS A PHENOMENON THAT CAN OCCUR ON FLAT METAL AND IS NOT A JUST CAUSE FOR MATERIAL REJECTION.**

CONSULT YOUR SALES REP FOR BEST INSTALLATION PRACTICES

**Z BAR PANEL SUPPORT IS RECOMMENDED FOR ALL HF WALL APPLICATIONS**

REVEAL STRIP 1.25"-4"  
STANDARD LENGTHS: 8' - 20'

STANDARD PROFILE WEIGHTS:  
HF12

24ga - 1.33 lbs. / LINEAL FT.

22ga - 1.67 lbs. / LINEAL FT.

HF9

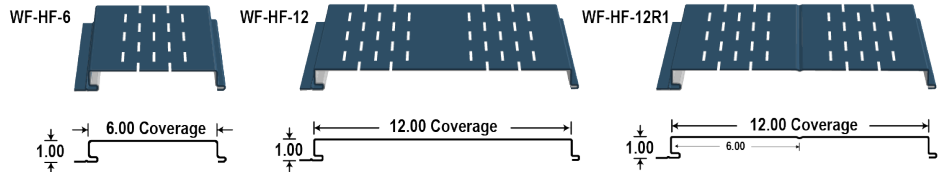
24ga - 1.06 lbs. / LINEAL FT.

22ga - 1.43 lbs. / LINEAL FT.

HF6

24ga - .80 lbs. / LINEAL FT.

22ga - 1.00 lbs. / LINEAL FT.



## SMP COLORS & GAUGES (SEE NET PRICE PAGE)

Polar White - 24, 22	Cashmere - 24, 22	Slate Blue - 24, 22
Cambridge White - 24, 22	Antique Linen - 24	Sapphire Blue - 24
White White - 24, 22	Wicker - 24	Mist Green - 24
Brite White - 24	Briarwood Tan - 24	Sage Green - 24
Bone White - 24, 22	Tan - 24, 22	Turquoise - N/A
Surf White - 24, 22	Buckskin - N/A	Pacific Turquoise - 24
Stone Grey - 24, 22	Gold - 24	Deep Water Green - 24
Regent Grey - 24, 22	Sportsman Yellow - N/A	Forest Green - 24
Pebblestone - N/A	Brite Red - 24	Spruce Green - 24
Charcoal Grey - 24, 22	Dark Red - 24	Melchers Green - 24
Black - 24, 22	Tile Red - 24	Dark Green - 24
Black Coffee - 24	Burgundy - 24	Iron Ore - 24, 22
Metro Brown - 24, 22	Labrador Blue - 24	Brite Green - N/A
Dark Brown - 24, 22	Heron Blue - 24	Int. Orange - 24
Ivory - N/A	Royal Blue - 24	

## SMP TEX™ COLORS & GAUGES (SEE NET PRICE PAGE)

Burnished Slate - 24	Kona Brown - 24
Graphite - 24	Black Onyx - 24

## PVDF COLORS & GAUGES (SEE NET PRICE PAGE)

Regal White - 24, 22	Terra Cotta - 24, 22	Twilight Blue - 24
Parchment - 24, 22	Colonial Red - 24	Tahoe Blue - N/A
Sierra Tan - 24	Retro Red - 24	Regal Blue - 24, 22
Champagne Metallic - 24	Hemlock Green - 24	Weathered Zinc - 24, 22
Mocha - 24	Dark Green - N/A	Old Town Grey - 24, 22
Weathered Copper - 24	Forest Green - 24	Old Zinc Grey - 24, 22
Bronze - 24	Hartford Green - 24	Slate Grey - 24, 22
Dark Bronze - 24, 22	Low Gloss Black - 24, 22	
Copper Penny - 24, 22	Silver Metallic - 24, 22	

## PRINTED COLORS & GAUGES (SEE NET PRICE PAGE)

PVDF	PVDF	PE
Acorn - 24	Frontier - 24	Ashwood - 24
Aged Copper - 24	Gunstock - 24	Concrete - 24
Autumn - 24	Homestead - 24	Corten - 24
Barn Board - 24	Light Zinc - 24	Knotty Pine - 24
Birch - 24	Ponderosa - 24	Light Pine - 24
Canyon - 24	Rustic Red - 24	Mesquite - 24
Dark Zinc - 24	Saddle - 24	
Durango - 24	Wagonwood - 24	
Espresso - 24		

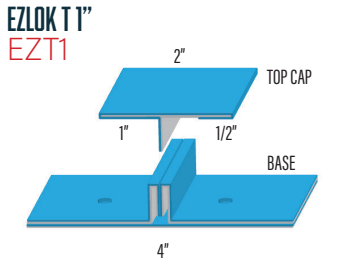
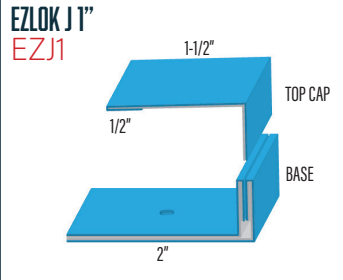
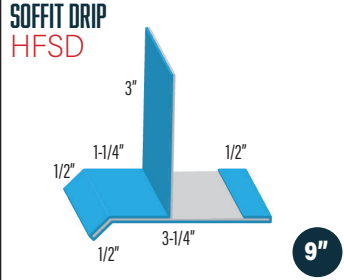
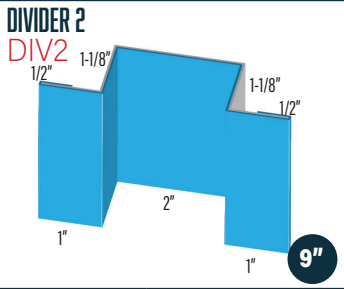
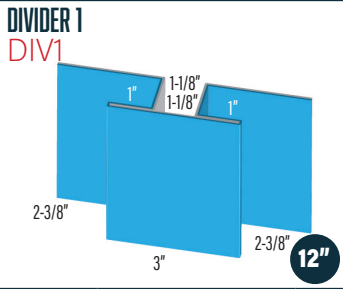
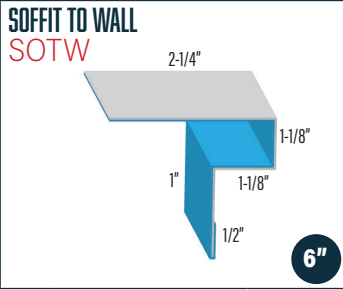
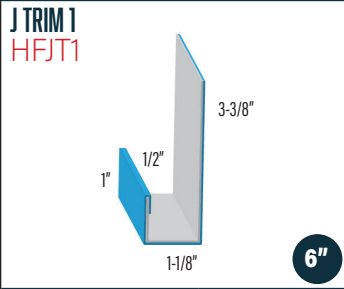
## PLAIN/INTERIOR STOCK & GAUGES (SEE NET PRICE PAGE)

Interior Liner Brite White - N/A	Galvanized/Galvalume - N/A
----------------------------------	----------------------------

TERMS Net 30 Days. Prices subject to change without notice.

# RECOMMENDED FLASHINGS

ROOF FLASHINGS WILL BE 4/12 PITCH UNLESS OTHERWISE SPECIFIED



WIDTH	SMP 24 GAUGE	GALV / LUME 24 GAUGE	PVDF/PRINTECH/TEX 24 GAUGE	SMP 22 GAUGE	GALV / LUME 22 GAUGE	PVDF 22 GAUGE
4"		N/A			N/A	
6"		N/A			N/A	
9"		N/A			N/A	
12"		N/A			N/A	
15"		N/A			N/A	
18"		N/A			N/A	
24"		N/A			N/A	
EZLOK J 1"		N/A		N/A	N/A	N/A
EZLOK T 1"		N/A		N/A	N/A	N/A

TERMS NET 30 DAYS. PRICES SUBJECT TO CHANGE WITHOUT NOTICE.