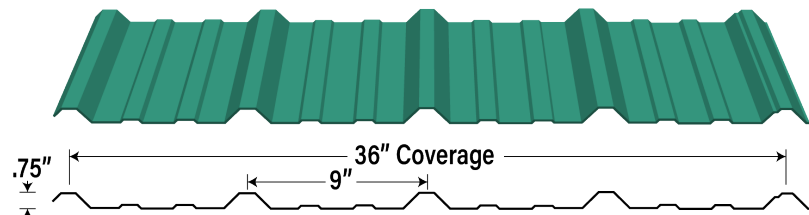


METAL PROFILES

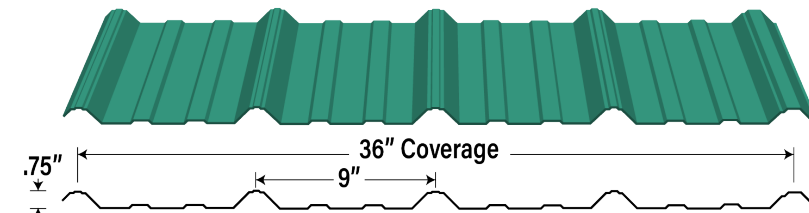
DURACLAD

29GA
26GA



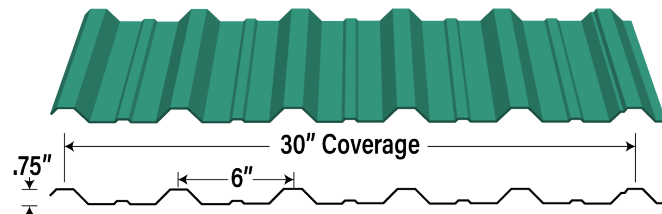
ALLCLAD

29GA
26GA



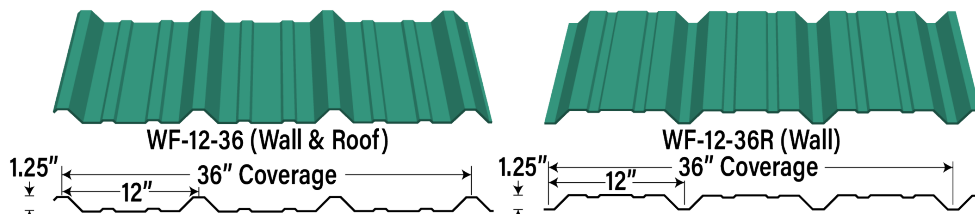
DIAMOND

29GA
26GA



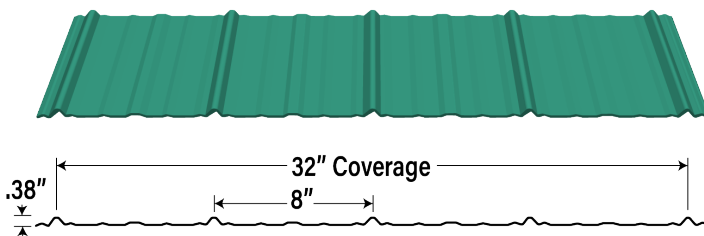
WF-12-36 & 12-36R

26GA
24GA
22GA



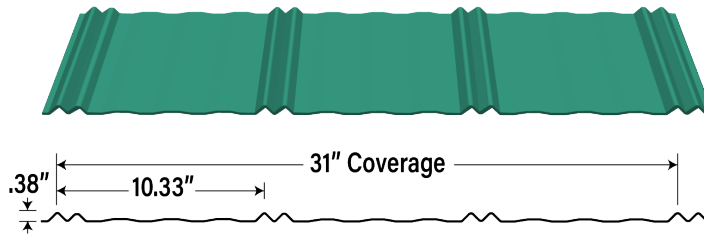
WS1

29GA
26GA



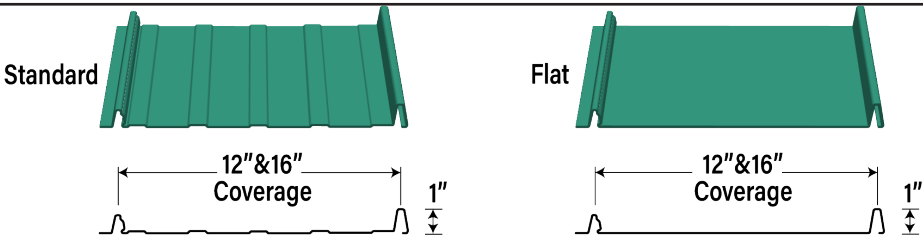
WS2

29GA
26GA



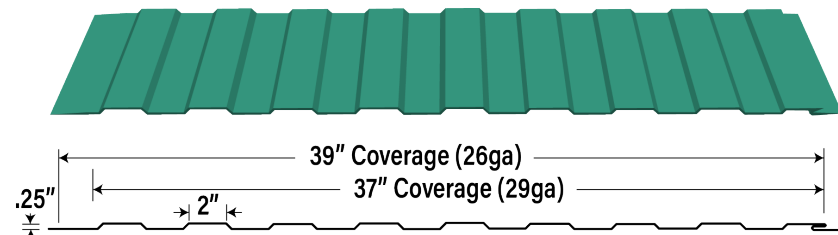
PROLOK

26GA
24GA




MESA


29GA [37" COVERAGE]
26GA [39" COVERAGE]



STANDARD PREPAINTED STEEL COLORS




Polar White



Cambridge White



White White



Brite White



Bone White




Antique Linen



Brite Red



Dark Red



Tile Red



Burgundy




Stone Grey




Regent Grey




Charcoal Grey




Iron Ore




Black



Black Coffee



Metro Brown



Dark Brown



Tan



Ivory



Buckskin



Deep Water Green



Melchers Green



Brite Green



Pacific Turquoise



Turquoise



Slate Blue



Heron Blue



Royal Blue



Sapphire Blue



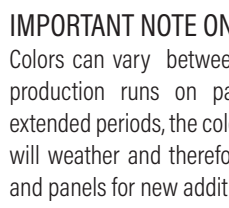
International Orange



Sportsman Yellow



Gold



IMPORTANT NOTE ON COLOR MATCHING
Colors can vary between different paint batches and production runs on painting lines. Furthermore, over extended periods, the color of the originally installed panels will weather and therefore vary from replacement panels and panels for new additions.

PREMIUM PREPAINTED STEEL COLORS



Tahoe Blue



Dark Green




Colonial Red




Terra Cotta




Dark Bronze




Weathered Copper




Copper Penny



Weathered Zinc



Silver Metallic



Low Gloss Black



Acorn



Autumn




Barn Board




Birch




Canyon




Durango




Espresso



Frontier




Gunstock



Homestead




Ponderosa



Saddle



Wagonwood



Ashwood*




Concrete*



Corten*




Knotty Pine*




Light Pine*




Mesquite*




Burnished Slate TEX



Graphite TEX



Kona Brown TEX



Onyx Black TEX

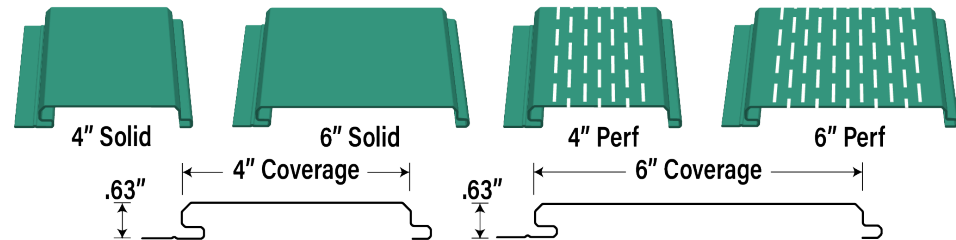
Colors are shown as accurate as printing methods will permit. Please see actual product samples for true color. See cladding product pages for profile color availability and on line Color Catalogue for additional available colors. 40-year limited warranty on painted products. *20-year limited warranty for Polyester Printech products.

Colors are shown as accurate as printing methods will permit. Please see actual product samples for true color. See cladding product pages for profile color availability and on line Color Catalogue for additional available colors. 40-year limited warranty on painted products. *20-year limited warranty for Polyester Printech products.

METAL PROFILES

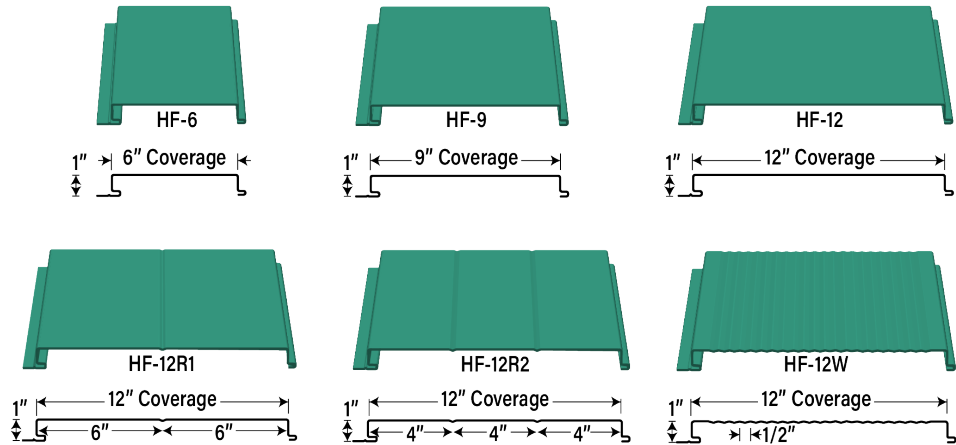
PROBOARD

24GA
22GA



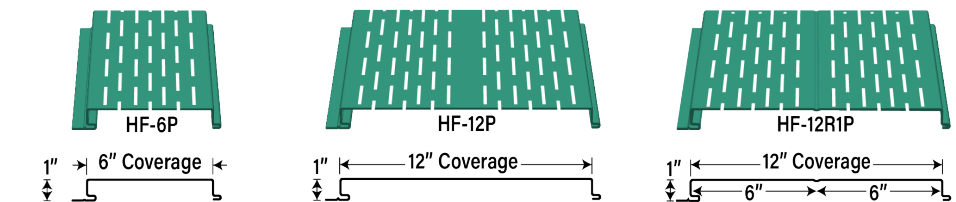
WF-HF WALL

24GA
22GA




WF-HF SOFFIT

24GA
22GA



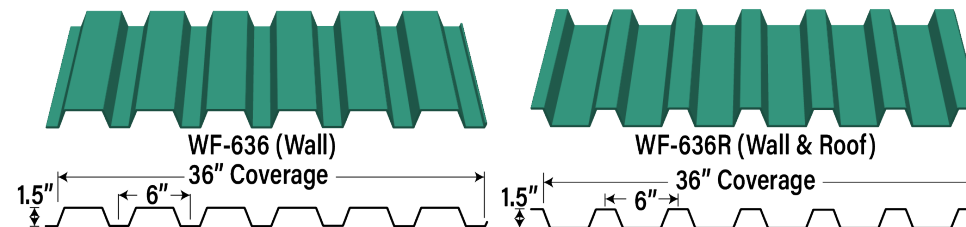
WF-7/8" CORRUGATED

26GA
24GA
22GA



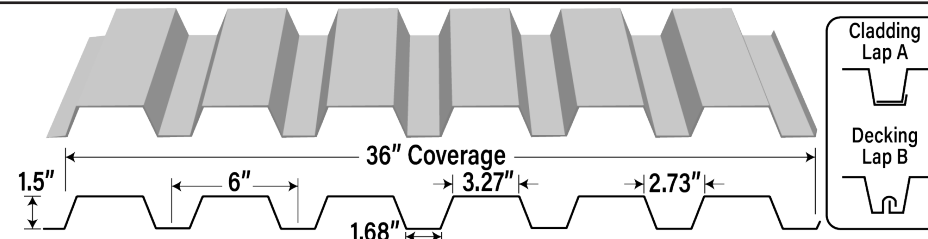
WF-636 & 636R

26GA
24GA
22GA



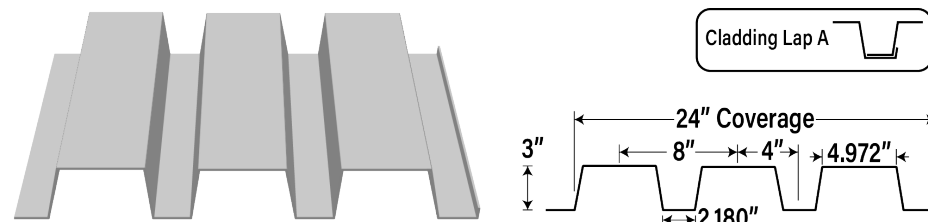
WF-636 ROOF & COMPOSITE DECK

16GA 20GA
18GA 22GA



WF-324 ROOF & COMPOSITE DECK

16GA 20GA
18GA 22GA



Westform Metals

MAINTENANCE

A thorough building cleanup after completion of construction should be conducted to remove all debris, metal fines, etc. from walls and roofs.

For low slope roofs an annual inspection should be conducted to remove accumulated debris (i.e. leaves and branches) and to detect any signs of possible coating deterioration.

Regular washing of pre-finished steel can extend service life and maintain the appearance of the finish. This should be part of the building maintenance program and be done in the spring. Washing with clear water (hose or light pressure sprays) is often sufficient.

Solvents and abrasive cleaners should be avoided. Caulking compounds, oils, greasers, tars, wax and similar substances can be removed with mineral spirits applied only to the affected areas. Cleaning and a thorough rinsing with water should follow the use of the mineral spirits.

TRANSPORTATION

If material is to be moved in wet or snow conditions, product must be tarped to prevent moisture penetration.

STORAGE

Material not being installed right away: condensation and water penetration will create white rust and could cause the paint to lift from pre-painted metal.

It is recommended and preferred that a dry area be used, or covered with a provision for air circulation. Do not use plastic.

To prevent corrosion, it is further recommended that material be kept way from salts, cement and fertilizers.

If bundled materials should become wet, it is recommended that you separate material immediately and wipe dry.

Westform Metals

STANDARD | CLADDING



1.800.663.6322 | www.westform.com